

Towards an HDR-capable ICC PCS

Chris Lilley

World Wide Web Consortium (W3C)

June 2020

This paper was prepared for discussion by the High Dynamic Range (HDR) Working Group at the July 2020 International Color Consortium (ICC) meeting. It has not tested HDR gamut mapping in any depth, and does not yet draw firm conclusions. It has not been peer-reviewed by the ICC.

DOI: 10.13140/RG.2.2.35621.12006

Introduction

Traditional color management, with a focus on the reproduction of printed imagery, has concerned itself with a restricted dynamic range; it is constrained by the deepest multi-ink black, on the one hand, and paper white seen under a not especially bright illuminant (2000 lux for critical viewing, per [\[ISO 3664:2009\]](#) on the other.

For example, the deepest black in the [\[FOGRA51\]](#) characterisation data (CMYK 100 100 100 100) has an Lab value of 12.71 0.53 4.89, giving a dynamic range of 65.95.

For on-screen presentation, developments in Standard Dynamic Range (SDR) display technology increased this dynamic range, but it was still bounded by display flare (at the dark end) and modest peak luminances of 200 cd/m² or so at the high end, giving a linear dynamic range of 1000:1 or so.

For example, the lowest conformance level of the VESA [\[DisplayHDR\]](#) specification gives a minimum luminance for peak white of 400 cd/m² and a maximum luminance for black (at maximum scene luminance, i.e. no backlight dimming) of 0.4 cd/m²; the simultaneous contrast is thus 1000:1.

Fairchild has experimentally extended CIE Lightness to a level of 400 (corresponding to a luminance of 46x media white) with HDR-Lab and HDR-IPT [\[HDR-Lab\]](#).

Meanwhile the TV and movie industry, and the related field of 3D computer graphics, has advanced and is generating, manipulating and distributing to consumers, HDR content with dynamic

ranges of 4000:1 or higher. [[Netflix ODS](#)], [[YouTube-HDR](#)]

HDR luminance levels

Current HDR video broadcasts conform to [[BT.2100](#)] which supports two transfer functions: one is scene referred, with relative luminance and suitable for variable viewing conditions (Hybrid Log Gamma, HLG), originally published as [[ARIB STD-B67](#)] and the other is display-referred, with absolute luminance and suitable for fixed, dark viewing conditions (Perceptual Quantizer, PQ), originally published as [[SMPTE-ST-2084](#)]; the latter requires re-rendering for other viewing environments [[HDR-VVC](#)].

Rec.2100 supports (peak, small-area) luminances up to 12x media white (HLG) or 71.4x media white (PQ). Dark colors significantly below those supported by Standard Dynamic Range (SDR) once viewing flare is taken into account, are also supported.

The various conformance levels of the VESA Certified DisplayHDR conformance specification [[Certified DisplayHDR](#)] require Minimum Peak Luminance ranging from 500 to 1400 cd/m², and corresponding Maximum Black luminance ranging from 0.1 to 0.02 cd/m²; the simultaneous dynamic range is thus greater than 70,000. Meanwhile the highest “True Black” conformance levels require a Maximum Black Level Luminance of 0.0005 cd/m² (although so far, only with a minimum peak of 500).

For HLG, diffuse white is placed at a code value of 0.75 (75 “IRE”), which allocates three quarters of the code space for commonly occurring, SDR colors; and leaves 3.5 stops (12x diffuse white) for highlights. The absolute luminance of the diffuse white in HLG thus varies with display brightness, which can be adapted to suit viewing conditions.

For PQ, diffuse white depends on the absolute luminance and varies, although recommendations are emerging for indoor and outdoor scenes [[Dolby-PQ-levels](#)], [[BT.2048](#)]. Around 5.5 stops are reserved for specular highlights (calculations vary depending on the assumptions made). The difference between the live-broadcast focussed HLG and the movie oriented PQ has been summed up [[Borer & Cotton](#)] as “Brighter displays for brighter environments *vs.* Brighter displays for more highlights ”

Transcoding of PQ to HLG is possible, for a given set of viewing conditions and a given peak luminance [[PQ-HLG Transcoding](#)].

Besides HDR video, there is interest in distributing HDR still-image content, either stills from video content, or HDR graphic arts content.

Netflix are using the AVIF format for HDR imagery [[Netflix-AVIF](#)]. (Note: Unlike traditional pho-

tographic images used for gamut mapping studies, these images combine HDR still photographic content with hard-edged graphic arts and typography). Netflix are using an ICC workflow for these still images [[Netflix-HDR-UI](#)] but note problems with much ICC software ignoring absolute luminance value. They also point out that the effect of alpha blending in a non linear-light colorspace is even worse for PQ than for SDR, where it is unfortunately common.

The ICC Profile Connection Space

ICC (4.3 and Max) currently allows either CIE XYZ or CIE Lab as Profile Connection Space.

CIE XYZ is unbounded, and used for HDR by ACES and OpenEXR (see [appendix](#)); while CIE Lab is bounded to $L=100$ at media white (perfect diffuse reflector).

Arbitrarily placing the HDR peak intensity white at $L=100$ grossly distorts the Lightness curve, and would not be a good Lightness predictor.

Fairchild has shown that L can be extended to 400, [[HDR-Lab](#)] but this would constitute an additional PCS rather than a revision of the existing one. The idea of adding an additional ICC PCS is not new; Tostl et al have explored using CIECAM02 as an ICC PCS [[ICC CIECAM02](#)].

Safdar et al have proposed $J_z a_z b_z$, an HDR-capable uniform colorspace [[Safdar-PUCS](#)]. $J_z a_z b_z$ uses (a modified) PQ transfer function, claims to correct the CIE Lab hue non-linearity, is computationally less complex than CIECAM02 or CIECAM16, and has an associated deltaE metric which is (compared to deltaE 2000) computationally simple and could be used for gamut mapping operations. Unlike CIECAM02 [[ICC CIECAM02](#)], it is invertible.

This paper therefore examines $J_z a_z b_z$ as a potential HDR ICC PCS.

$J_z a_z b_z$

The input to $J_z a_z b_z$ is absolute CIE XYZ, with a D65 whitepoint. Since ICC uses CIE XYZ as a PCS, and since ICCMax allows non-D50 whitepoints, it seems feasible that a future version of the ICC specification could add $J_z a_z b_z$ as an additional PCS for processing of HDR data.

The present author [implemented \$J_z a_z b_z\$ and \$J_z C_z h_z\$](#) as part of a [JavaScript color library](#). The implementation was checked against published Matlab code, but is as yet unreleased as it needs more testing to be certain of correctness.

Transfer curve

The J_z component, termed Brightness, is the perceptually uniform correlate of Luminance in the

$J_z a_z b_z$ model. The transfer curve is strongly influenced by, but not identical to, the Dolby PQ curve used in Rec.2100; like PQ, the luminance range is absolute and ranges from 0 to 10,000 cd/m².

The authors of $J_z a_z b_z$ do not specifically address where in this range the media white should be placed, although this is a critical item both for viewer comfort and for the integration of SDR and HDR content in a single program. Dolby conducted a histogram analysis of HDR and SDR graded indoor scenes from cinematic content for home distribution. Their Reference Level Guidelines for PQ [[Dolby-PQ-levels](#)] give the encoded PQ values of 0.34 for an 18% gray card (17 cd/m²) and go on to deduce the corresponding level of 0.54 for a media 'diffuse white' (100% reflectance) illuminated at 140 cd/m². Their analysis found outdoor scenes to be 1.7 stops higher in exposure, placing an 18% grey card at 57 cd/m² and a PQ value of 0.45, with diffuse white at 425 cd/m² and a PQ value of 0.66.

In contrast, [[BT.2048](#)] lists higher “nominal” values, placing an 18% grey card at a luminance of 26 cd/m² (PQ 0.38, HLG 0.38) and diffuse white at 203 cd/m² (PQ 0.58, HLG 0.75). They caution that:

However, for both types of content the spread around this mean value is significant, indicating that in practice the measured white levels can be expected to vary significantly around this target value

The implementation by the present author therefore places the media whitepoint for all SDR RGB colorspaces at PQ of 0.58, corresponding to 203 cd/m².

Chroma and Hue

Like the equations for deltaE2000, $J_z a_z b_z$ introduces a correction term for the deep blue to purple non-linearity of Lab and CIECAM02

After transformation to an LMS cone domain, PQ compression is used for the chromatic axes, as well as for the lightness axis.

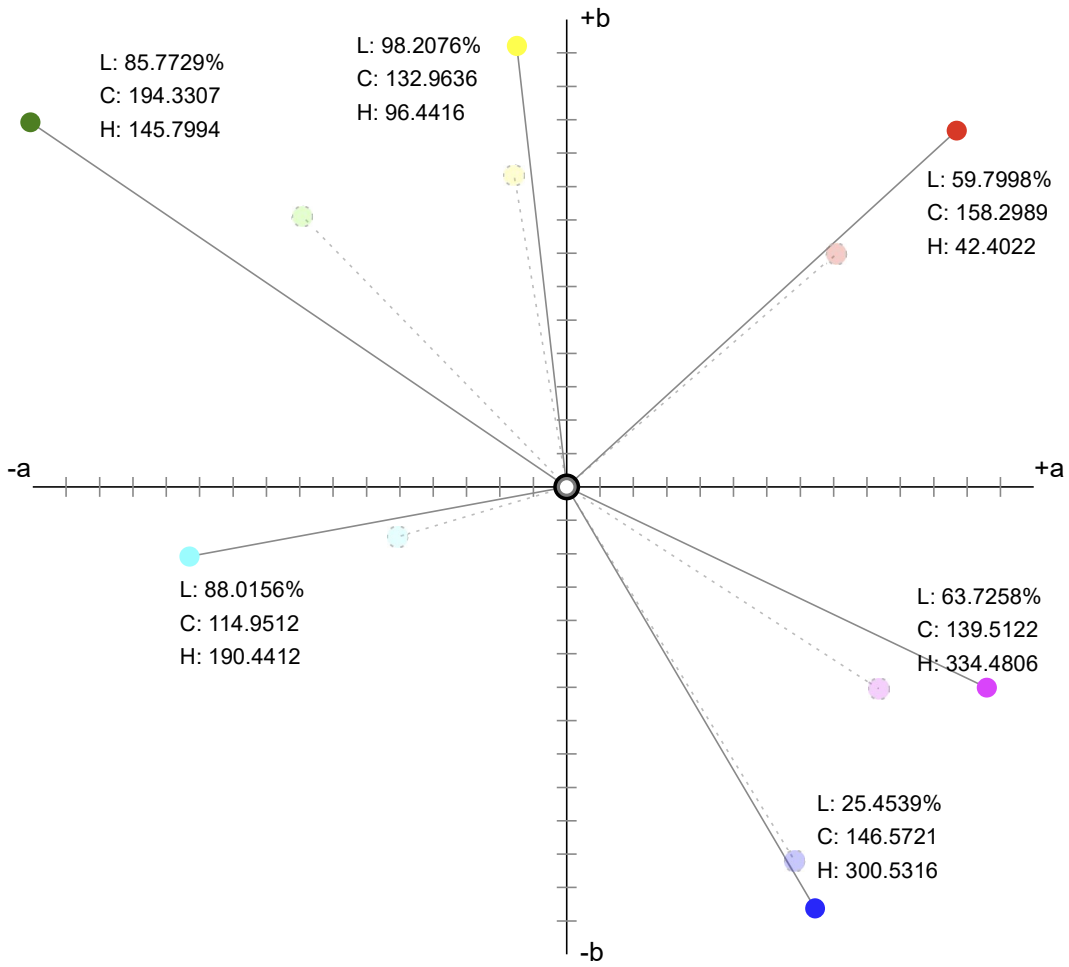
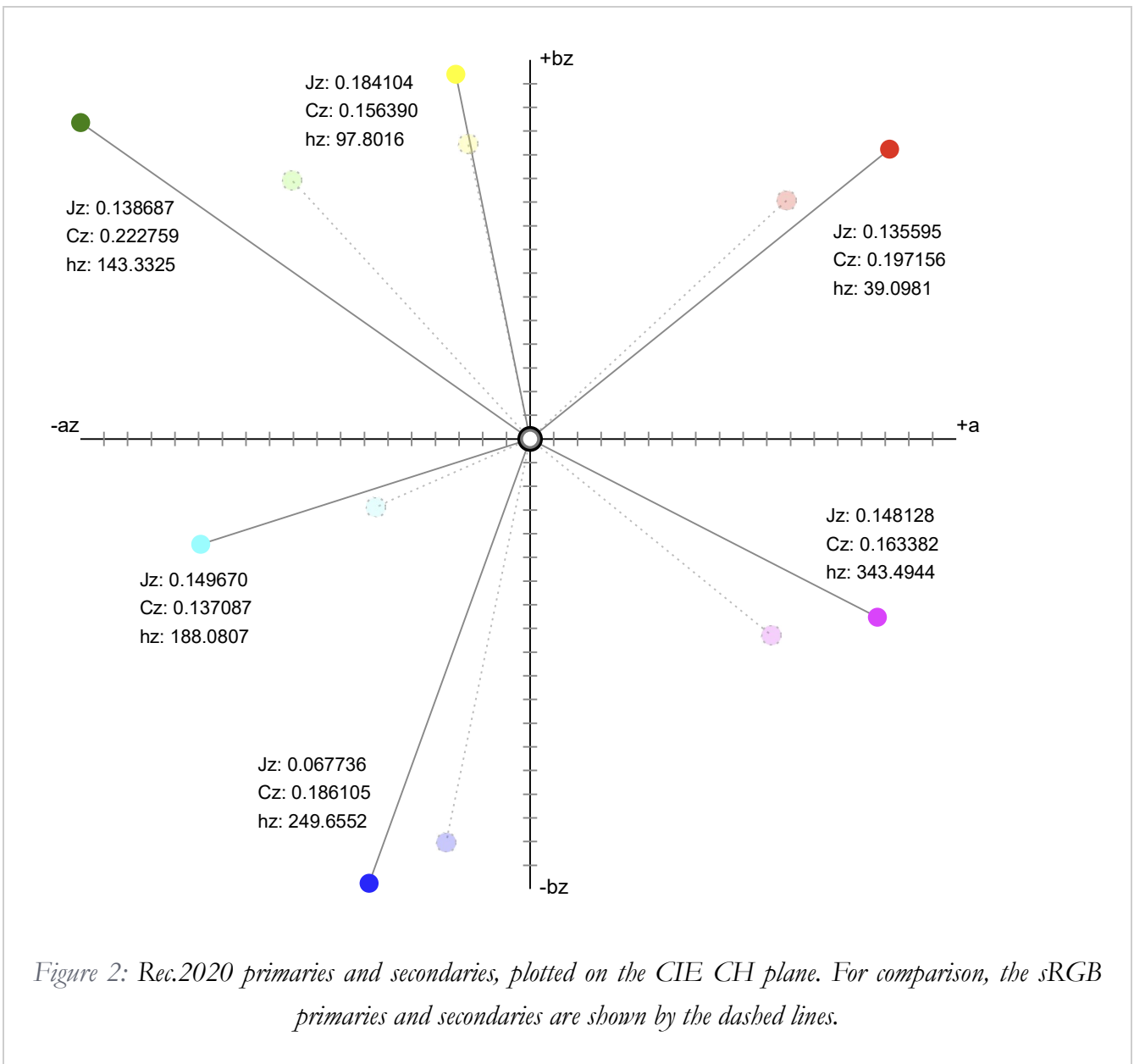


Figure 1: Rec.2020 primaries and secondaries, plotted on the CIE CH plane. For comparison, the sRGB primaries and secondaries are shown by the dashed lines.



A shift in hue angle of the blue primaries (relative to cyan and magenta) is readily apparent. There are altered hue angle relationships between the sRGB and Rec.2020 values. Coordinate values are *very* small: for example, Rec.2020 yellow has a CIE LCH Chroma of 132 but a $J_z C_z h_z$ Chroma of 0.156.

DeltaE

Because many of the limitations of CIE Lab are claimed to be corrected in the computation of $J_z a_z b_z$, then unlike the relatively complicated ΔE_{2000} metric, the ΔE_{J_z} metric uses a simple root sum of squares in $J_z C_z h_z$:

$$\Delta E_{J_z} = \sqrt{(\Delta J_z)^2 + \Delta C_z^2 + \Delta H_z^2}$$

where, as with CIE LCH, ΔH_z is the length of the chord:

$$\Delta H_z = 2 \times \sqrt{(C_{z1} \times C_{z2})} \times \sin(\Delta h), \Delta h \text{ in radians}$$

This metric was [implemented](#) and [tested](#) against ΔE_{76} , $\Delta E_{CMC(2:1)}$ and ΔE_{2000} . In the table below, after range-setting pairs of sRGB white against white and black respectively, the next four rows are the “large color difference” color pairs from [[Sharma-DeltaE2000](#)] and the final three rows are published results with small $\Delta E_{CMC(2:1)}$ for “Brilliant Yellow” pairs by BYK-Gardner GmbH. The Lab input data for ΔE_{J_z} was adapted from D50 to D65 with a linear Bradford CAT. The final column is simply the ΔE_{J_z} multiplied by 400, to allow easier comparison.

Table 1: Comparison of ΔE metrics

Reference	Sample	ΔE_{76}	$\Delta E_{CMC(2:1)}$	ΔE_{2000}	ΔE_{J_z}	$\Delta E_{J_z} \times 400$
white	black	100	33.7401	100	0.193556	77.4225
white	white	0	0	0	0	0
lab(50 2.5 0)	lab(73 25 -18)	36.8680	37.9233	27.1492	0.070663	28.2651
lab(50 2.5 0)	lab(61 -5 29)	31.9100	34.4758	22.8977	0.054039	21.6158
lab(50 2.5 0)	lab(56 -27 -3)	30.2531	38.0618	31.9030	0.054381	21.7524
lab(50 2.5 0)	lab(58 24 15)	27.4089	33.3342	19.4535	0.048484	19.3936
lab(84.25 5.74 96.00)	lab(84.46 8.88 96.49)	3.1849	1.6364	1.6743	0.007603	3.0412
lab(84.25 5.74 96.00)	lab(84.52 5.75 93.09)	2.9225	0.8770	0.5887	0.002040	0.8160
lab(84.25 5.74 96.00)	lab(84.37 5.86 99.42)	3.4242	1.0221	0.6395	0.002199	0.8796

It is immediately apparent that the ΔE_{J_z} metric has a very different range. As expected, ΔE_{76} overestimates for high-chroma pairs, while $\Delta E_{CMC(2:1)}$ and ΔE_{2000} are at least comparable in magnitude. The scaled values, however, are at least broadly comparable with ΔE_{2000}

While not necessarily an issue for automated tasks such as gamut mapping, the very small values for the ΔE_{J_z} distance metric might prove a barrier to acceptability or perceptibility use, or to client-vendor communication.

Input data: colors and images

Rousselot *et al.* [[Quality Assesment HDR](#)] examined HDR image quality metrics using ICtCp, $J_z a_z b_z$, and HDR-Lab. 12 SDR metrics were extended to HDR, and two new HDR metrics were proposed. Among their conclusions, they cited lack of clarity in the white point used for color

grading and suggested use of the HLG transfer function. They suggest the blue hue deviation correction makes the $J_z a_z b_z$ color space more sensitive to gamut mismatch distortions. They also cite [BT.2408] for a diffuse white point luminance of 203 cd/m² for IC_TC_P suggest a white point for $J_z a_z b_z$ of 997 cd/m², and repeatedly stress the diffuse white luminance values used in image preparation as a critical factor in determining which of the tested UCS will perform best.

Kuang *et.al.* have proposed a "refined image appearance model" for HDR image rendering [iCAM06].

Extended SDR metrics tend to suffer from only considering the luminance aspect (Rousselot describes these as "color blind" metrics). Many existing test images are contained within the BT.709 gamut, and even those using BT.2020 or BT.2100 are lacking in non-neutral, let alone high-chroma samples above media white.

Similar limitations apply to the experiments leading to HDR-Lab and HDR-IPT [HDR-Lab]; the data were obtained from observer evaluation of monochrome patches with a diffuse white of 997 cd/m² and luminance levels up to 2x diffuse white. The transfer function matches CIE L up to 1x diffuse white, and uses the Michaelis-Menten equation up to 4x diffuse white. For evaluation of Chroma, hue linearity, and hue spacing the Munsell Renotation values were used, which clearly are an SDR data set.

A set of HDR images is publicly available for the investigation of HDR image rendering [HDR Photo Survey] although existing gamut mapping studies mostly concentrate on more established and widely published WCG SDR images such as the Kodak PhotoCD images.


Gamut mapping

Gamut compression from an SDR, WCG display to a SCG display has been investigated by Xu et al [CGM-Vividness], [Gamut Compression] who compared CIE Lab, CAM02-UCS and $J_z a_z b_z$. Six global and two local (spatial) GMAs were tested. Their algorithms included Vividness Preserving (distance from the blackpoint) and Depth Preserving (distance from media white); the latter did not perform well. Their conclusions included the statement that " $J_z a_z b_z$ is a promising UCS for gamut mapping". However, only the WCG aspect of $J_z a_z b_z$ was investigated, not the HDR aspect.

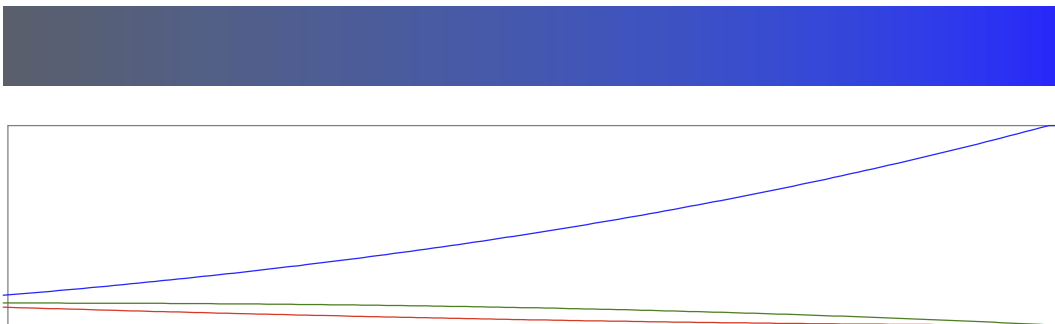
Masaoka *et.al.* have claimed [UHDTV Gamut Mapping] that the CIE Lab hue non-linearity has minimal effect on UHDTV to HDTV (BT.2020 to BT.709) gamut mapping because the blue hues of the two systems are closely aligned. Their GMA, operating in CIE Lab because of the computational difficulties of CIECAM02, preserves metric hues except for yellow and cyan highlights, whose hue is altered to preserve lightness.

To simulate a constant-lightness, hue preserving GMA, the present author implemented $J_z a_z b_z$,

$J_z C_z h_z$, and the J_z distance metric; then plotted the progressive Chroma reduction of two blues (sRGB primary blue and Rec.2020 primary blue) in two UCS: CIE LCH and $J_z a_z b_z$. Blue was chosen to investigate the hue linearity, which is known to be problematic for CIE Lab.



*Figure 1: Above: sRGB blue, with progressive reduction of CIE LCH Chroma to the neutral axis.
Below, linear-light sRGB primary intensities.*



*Figure 2: Above: sRGB blue, with progressive reduction of $J_z C_z h_z$ Chroma to the neutral axis.
Below, linear-light sRGB primary intensities.*

For the LCH chroma reduction, a shift towards purple is easily seen and the RGB levels clearly indicate that the red component is rising faster than the green.

For the $J_z C_z h_z$ chroma reduction, the objectionable purple shift is replaced by a worrying cyan shift, and the green component is rising faster than the red. In addition, the three components do not fully converge to the neutral axis.

Having examined a SCG mapping, as a WCG colorspace Rec.2020 blue was tested. The color ramps are converted to sRGB for display; salmon indicates out-of-gamut colors.




Figure 3: Above: Rec.2020 blue, with progressive reduction of CIE LCH Chroma to the neutral axis.
Below, linear-light Rec.2020 primary intensities.

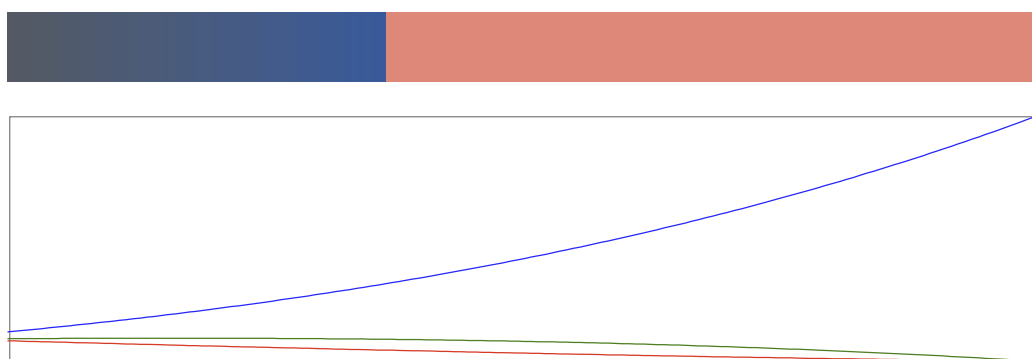


Figure 4: Above: Rec.2020 blue, with progressive reduction of $J_z C_z h_z$ Chroma to the neutral axis.
Below, linear-light Rec.2020 primary intensities.

The same tendencies (an excess of red in LCH, and of green in $J_z C_z h_z$) were noted, although only a portion of the generated color ramp could be visualized due to display gamut limitations.

It is hypothesized that the shift from blue to purple, which crosses a color name boundary, is visually more noticeable than the shift from deep blue to cyan blue, which does not.

Tentative Conclusions, & Further Work

Tastl *et. al.* concluded [\[ICC CIECAM02\]](#):

Trying to use CIECAM02 within an ICC framework is not as simple as switching from XYZ to CIELAB. It requires careful thought about the goals that one hopes to achieve, careful selection of the CIECAM02 input parameters and management of the expectations. It is not the answer to all the problems and it also produces new problems that have to be dealt with in an appropriate way.

The same caveats apply to the use of $J_z a_z b_z$ within an ICC framework. Having said which:

The PQ transfer curve is specific to a reference display in a dim viewing environment. The positioning of diffuse, media white is subject to debate and the re-rendering required for non-dim viewing environments is poorly defined.

It is possible that a UCS with the HLG transfer curve might be more widely applicable to a range of viewing environments and allocate more of the code space to commonly occurring colors.

The hue linearity of $J_z a_z b_z$ needs to be further investigated.

Performance of $J_z a_z b_z$ with non-neutral, high chroma colors is inadequately explored.

The values for $J_z C_z h_z$ brightness and chroma, and the values for ΔE , are too small for easy comprehension or comparison with other systems.

Beyond that, no conclusions are presented at this stage.

Much further work remains to be done to even understand the goals of HDR-capable ICC manipulation of color. In addition to merely progressing from colorimetry to color appearance models: spatial effects and image appearance models, tone mapping/color re-rendering, user expectations and applicability to a range of viewing environments are increasingly important for satisfactory rendering of still, let alone moving, HDR content.

Appendix: Source colorspace

Potential HDR colorspace and other HDR datasources which could be processed as inputs to an HDR-capable ICC workflow:

ITU Rec. BT.2100

This uses the same ultrawide gamut primaries as ITU Rec. BT.2020; while physically realisable in principle, they lie right on the spectral locus which limits their brightness and exacerbates observer metamerism.

It specifies two transfer curves. One is Hybrid Log Gamma (HLG), which uses relative luminances and can be used with a range of viewing conditions by scaling the peak luminance; and the other is Perceptual Quantizer (PQ), which uses absolute luminances and requires a dark viewing environment (?? cd/m²).

These colorspace are in current use for the broadcast of HDR content (movies, news, still images) and for UHD Blu-Ray. The effective gamut usage is not full, but is still somewhat greater than the DCI-P3 gamut.

Most current workflow does not use ICC profiles.

This pair of colorspaces is proposed for a future, [HDR-aware extension to CSS Color](#), by the present author, but has not yet been adopted by the CSS Working Group.

ProPhoto RGB

Originally proposed by Kodak as the Reference Output Medium (ROMM) colorspace, this is an ultrawide gamut, output referred, RGB space.

As two of the three primaries are outside the spectral locus, ProPhoto RGB is often used as a Camera RAW decoding target (for example, by Adobe Lightroom) to avoid gamut compression in the early stages of photomanipulation and as a master archival format for digital photography.

Some HDR still images use this format, often by exposure stacking (taking mid-range luminances from a series of photographs with different exposure settings, or with different exposure conversions from the linear RAW original photo).

Most current workflow does use ICC profiles. However, the transfer function is a 1.8 gamma with a small linear to to constrain the slope near zero to 16. A widely distributed ICC profile uses a simple 1.8 gamma, which relies on a poorly-documented feature of Adobe Lightroom and Photoshop which constrain the slope near zero to 16. Such profiles would not necessarily be interoperable with other software.

IC_TC_P

Defined by Dolby [[Dolby-ICTCP](#)], this colorspace extends the concept of the constant luminance $Y'_{CC}BC'_{RC}$ model and claims an improvement in hue uniformity. Reduced implementation cost and increased speed for color transformations are given as key criteria.

The starting point is [[BT.2020](#)] linear RGB data, and after transformation to a sharpened LMS cone domain, the PQ transfer characteristic [[SMPTE-ST-2084](#)] is applied to simulate the adaptive cone response. The compressed LMS data is then separated into luminance and chrominance axes to simulate the dark-light (Intensity), yellow-blue (Tritan) and red-green (Protan) opponent axes in the HVS.

The Dolby paper mentions in passing that “IC_TC_P has also been defined utilizing the HLG non-linearity, but that derivation will not be discussed in this paper”

Academy Color Encoding Space (ACES) APO

Defined by the Academy of Motion Picture Arts & Science, ACES uses a linear-light, scene referred colorimetry covering a very large dynamic range.

Most current workflow does not use ICC profiles. Instead, it uses Color Transformation Language (CTL), which was contributed by Industrial Light & Magic and is similar to a shader language.

Various output transforms are defined, which vary with monitor colorimetry; and peak white level. For example:

- P3-D65 ST.2084 (1,000 cd/m²)
- P3-D65 ST.2084 (4,000 cd/m²)

OpenEXR

OpenEXR is a high-dynamic-range, 2D image file format developed by Industrial Light & Magic (ILM) for use in computer imaging applications. For linear images, the 'half float' format provides 1024 values per color component per f-stop, and 30 f-stops; an additional 10 f-stops with reduced precision are available at the low end (denormals).

OpenEXR supports RGB, XYZ, and YCbCr colors. It allows storage of the red, green, blue and white chromaticities [[OpenEXR Intro](#)]. However, the specification sadly notes “The chromaticities attribute is optional, and many programs that write OpenEXR omit it.”

References

[[ARIB STD-B67](#)]

ARIB, *Essential Parameter Values for the Extended Image Dynamic Range Television (EIDRTV) System for Programme Production*. 3 July 2015

[[Borer & Cotton](#)]

Tim Borer & Andrew Cotton, BBC Research & Development. *High Dynamic Range, PQ and HLG SMPTE Education Webcast Series*, 2017

[[BT.2020](#)]

ITU-R BT.2020-2 *Parameter values for ultra-high definition television systems for production and international programme exchange*. October 2015

[[BT.2048](#)]

ITU-R BT.2408-3 *Guidance for operational practices in HDR television production*. July 2019

[[BT.2100](#)]

ITU-R BT.2100-2 *Image parameter values for high dynamic range television for use in production and international programme exchange*. July 2018

[[BT.2390](#)]

ITU-R BT.2390-8 *High dynamic range television for production and international programme exchange*.
February 2020

[[CGM-Vividness](#)]

Baiyue Zhao, Lihao Xu, Ming Ronnier Luo. *Colour gamut mapping using vividness scale*. IS&T International Symposium on Electronic Imaging 2019, Color Imaging XXIV: Displaying, Processing, Hardcopy, and Applications.

[[DisplayHDR](#)]

VESA, *dDisplayHDR CTS v1.1*. September 2019

[[Dolby-PQ-levels](#)]

Dolby Laboratories, Inc. *Reference Level Guidelines for PQ (BT.2100)*. 2016.

[[FOGRA51](#)]

FOGRA51 characterization data

[[Gamut Compression](#)]

Lihao Xu, Baiyue Zhao and M. R. Luo. *Colour gamut mapping between small and large colour gamuts: Part I. gamut compression*. Optics Express **26** no. 9, 30 Apr 2018.

[[HDR-Lab](#)]

Mark Fairchild, Ping-Hsu Chen. *Brightness, lightness, and specifying color in high-dynamic-range scenes and images*. SPIE/IS&T Electronic Imaging Conference, San Francisco, 78670O-1-78670O-14, 2011

[[HDR-VVC](#)]

Borer, Tim. *Display of High Dynamic Range Images Under Varying Viewing Conditions*. BBC White Paper WHP369, December 2019

[[HDR Photo Survey](#)]

Fairchild, Mark *The HDR Photographic Survey*.

[[iCAM06](#)]

Jiangtao Kuang, Garrett M. Johnson, Mark D. Fairchild. *iCAM06: A refined image appearance model for HDR image rendering*. J. Vis. Commun. Image R. **18** (2007) pp. 406–414

[[ICC CIECAM02](#)]

Ingeborg Tastl, Miheer Bhachech, Nathan Moroney and Jack Holm. *ICC Color Management and CIECAM02*.

[[ISO 3664:2009](#)]

ISO 3664:2009 *Graphic technology and photography — Viewing conditions*.

[[Netflix-AVIF](#)]

Aditya Mavlankar, Jan De Cock, Cyril Concolato, Kyle Swanson, Anush Moorthy and Anne Aaron. *AVIF for Next-Generation Image Coding*. Netflix Technology Blog, February 2020

[[Netflix-HDR-UI](#)]

Yuji Mano, Benbuck Nason, Joe Drago. *Enhancing the Netflix UI Experience with HDR*. Netflix Technology Blog, September 2018

[[Netflix ODS](#)]

Netflix Originals Delivery Specifications version OC-3-3, July 2019

[[OpenEXR Intro](#)]

Florian Kainz, Rod Bogart, Piotr Stanczyk, Peter Hillman. *Technical Introduction to OpenEXR*. November 2013

[[PQ-HLG Transcoding](#)]

BBC. *Perceptual Quantiser (PQ) to Hybrid Log-Gamma (HLG) Transcoding*. Version 2, 2017

[[Quality Assessment HDR](#)]

Maxime Rousselot, Olivier Le Meur, Rémi Cozot and Xavier Ducloux. *Quality Assessment of HDR/WCG Images Using HDR Uniform Color Spaces*. J. Imaging 2019, **5**, 18

[[Rendering HDR images](#)]

Garrett M. Johnson, Mark D. Fairchild. *Rendering HDR Images*.

[[Safdar-PUCS](#)]

Muhammad Safdar, Guihua Ciu, Youn Jin Kim, Ming Ronnier Luo. *Perceptually uniform color space for image signals including high dynamic range and wide gamut*. Optics Express, vol **24** no 13 pp. 15131-15151. 26 June 2017.

[[Sharma-DeltaE2000](#)]

G. Sharma, W. Wu, E. N. Dalal. *The CIEDE2000 Color-Difference Formula: Implementation Notes, Supplementary Test Data, and Mathematical Observations*. Color Research and Application, vol. **30**. No. 1, pp. 21-30, February 2005.

[[SMPTE-ST-2084](#)]

ST 2084:2014 - SMPTE Standard - *High Dynamic Range Electro-Optical Transfer Function of Mastering Reference Displays*. ISBN 978-1-61482-829-7. 29 August 2014

[[UHDTV Gamut Mapping](#)]

Kenichiro Masaoka, Yuichi Kusakabe, Takayuki Yamashita, Yukihiro Nishida, Tetsuomi Ikeda, and Masayuki Sugawara. *Algorithm Design for Gamut Mapping From UHDTV to HDTV*.

[[YouTube-HDR](#)]

YouTube Help *Upload High Dynamic Range (HDR) videos* "If you're grading your video, grade in Rec. 2020 with PQ or HLG. "